

## SPECIFICATION SHEET

### PRODUCT # : CL-744-T-BT-GM

•Path Lights

•Cast Brass

#### Fixture Specifications:

**Housing:** Corrosion Resistant Cast Brass

**Stem:** 24" solid brass pipe with 1/2" NPT on bottom.  
*Stem is also available in 18".*

**Finish:** **GM-** Gun Metal  
Natural Toning process, color may vary.  
Also available in **AB-** Antique Bronze

**Lens:** Clear, Flat Tempered Glass Lens  
*15° & 60° reflectors included (see page 2)*

**Light Source:** Two replacable 1-6W RGB LED modules. Lumen output is between 15LM - 450LM each. Standard 38° beam spread, with 15° & 60° options also included.

**LED Features:** CCT Options: Presets: 2700K, 3000K, 4000K, 5000K  
RGB : Unlimited color wheel options & quick presets.  
Dimming: Every color choice  
Scenes: Customizable scenes with up to 8 colors.  
Compatibility: Amazon's Alexa and Google Home  
Music: The lights will follow music collected by a phone microphone.

**Knuckle:** Swivel cast brass knuckle with thumb screw and 1/2" NPT threaded male hub on bottom.

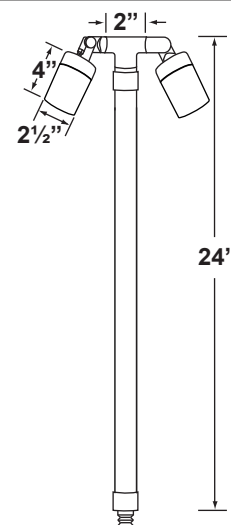

**Gasket:** Silicone double gasketed for water-tight sealing

**Wiring:** Fixture is prewired with a 10ft 18-2 SPT-2W direct burial cord. Wire connector sold separately.  
Quick-locking connectors (**CX-LOC**) are available from Corona Lighting.

**Mounting Spike:** Standard injection molded 8 1/2" large spike with 1/2" NPT threaded female hub on bottom.

**Electrical Notes:** A remote 12V transformer is required. Options are available from Corona Lighting.  
Voltage range for LED module is 2x10V-15V (2x10VA).  
Proper grease/lubricant is suggested on threaded parts during installation process.

**Warranty:** Lifetime limited warranty on fixture housing. Ten (10) years warranty on LED module.



#### SMART ACCESSORIES

CX-BTE Bluetooth Range Extender  
CX-BTG Wireless Bluetooth Mesh Gateway



#### JOB INFORMATION

TYPE: DATE:

JOB NAME & ADDRESS:

PRODUCT #:

TOTAL QUANTITY:

LAMP TYPE & WATTAGE:

TRANSFORMER:

CONTRACTOR:

SPECIFIER:

## ACCESSORIES SHEET


### PRODUCT # : CL-744-T-BT-GM

•Path Lights

•Cast Brass

#### Mounting Pedestals

- CX-601-BK 1" PVC Mounting Pedestal, ½" NPT, **Black**
- CX-601-VG 1" PVC Mounting Pedestal, ½" NPT, **Verde Green**
- CX-603-BK 3" PVC Mounting Pedestal, ½" NPT Female Brass Hub on top, **Black**
- CX-603-VG 3" PVC Mounting Pedestal, ½" NPT Female Brass Hub on top, **Verde Green**



- CX-604-BK 1" PVC Adjustable Mounting Pedestal, ½" NPT, **Black**
- CX-621-BK 1" PVC Cap, ½" NPT, **Black**
- CX-621-VG 1" PVC Cap, ½" NPT, **Verde Green**
- CX-622-BK 2" PVC Cap, ½" NPT, **Black**
- CX-622-VG 2" PVC Cap, ½" NPT, **Verde Green**
- CX-624-BK 3" PVC Cap, ½" NPT Female Brass Hub, **Black**
- CX-624-VG 3" PVC Cap, ½" NPT Female Brass Hub, **Verde Green**

#### Ground Spikes

- CX-642-BK 8.5" ABS Spike, ½" NPT, **Black**
- CX-642-BZ 8.5" ABS Spike, ½" NPT, **Bronze**
- CX-643-BZ 8.5" ABS Spike, ½" NPT, **Bronze**



- CX-646-BK 8" ABS Spike, ½" NPT, **Black**
- CX-646-BR 8" ABS Spike, ½" NPT, **Natural Brass**
- CX-646-SS 8" ABS Spike, ½" NPT, **Stainless Steel**
- CX-647-BK 10.5" Heavy Duty ABS Spike, ½" NPT, **Black**

#### Mounting Canopies

- CX-705B-GM Brass Flat Canopy, ½" NPT, **Gun Metal**
- CX-709B-GM Brass Raised Canopy, ½" NPT, **Gun Metal**
- CX-718B-GM 5" Brass Canopy, 3-Hole ½" NPT, **Gun Metal**

#### Reflectors (Free Pack-in)

- 15D 15° Reflector
- 60D 60° Reflector



## ACCESSORIES SHEET

### PRODUCT # : CL-744-T-BT-GM

•Path Lights

•Cast Brass


#### Mounting Risers

- CX-682B-GM 6" Brass Riser, ½ NPT Male/Female, **Gun Metal**  
CX-683B-GM 12" Brass Riser, ½ NPT Male/Female, **Gun Metal**  
CX-684B-GM 18" Brass Riser, ½ NPT Male/Female, **Gun Metal**  
CX-685B-GM 24" Brass Riser, ½ NPT Male/Female, **Gun Metal**



#### Cable Connectors

- CX-LOC Quick-Locking Wire Connector, 2 pack



#### Stainless Steel Pool and Spa Rated Transformers

- T-LTF60 60W, 12V, Compact Mini Transformer  
T-LT75 75W, 12 and 15V, Single Circuit Transformer w/ Integrated Mechanical Timer.  
T-LT150 150W, 12-15V, Single Circuit Transformer.  
T-LT300 300W, 12-15V, Single Circuit Transformer.  
T-LT600 600W, 12-15V, Dual Circuit Transformer.  
T-LT900 900W, 12-22V, Triple Circuit Transformer.  
T-FIDT Field Installed Plug-in Digital Timer.  
T-FIT Field Installed Plug-in Mechanical Timer.  
T-TR-FIP Field Installed Plug-in Photocell



**T-LT75**



#### Dimmers

- CX-DIM-100 100W, Low Voltage Dimmer Switch.  
Use with T-LT Series Transformers, **Black**

