

SPECIFICATION SHEET

PRODUCT # : CL-744-T-BT-AB

•Path Lights

•Cast Brass

Fixture Specifications:

Housing: Corrosion Resistant Cast Brass

Stem: 24" solid brass pipe with 1/2" NPT on bottom.
Stem is also available in 18".

Finish: **AB-** Antique Bronze
Natural Toning process, color may vary.
Also available in **GM-** Gun Metal

Lens: Clear, Flat Tempered Glass Lens
15° & 60° reflectors included (see page 2)

Light Source: Two replacable 1-6W RGB LED modules. Lumen output is between 15LM - 450LM each. Standard 38° beam spread, with 15° & 60° options also included.

LED Features: CCT Options: Presets: 2700K, 3000K, 4000K, 5000K
RGB : Unlimited color wheel options & quick presets.
Dimming: Every color choice
Scenes: Customizable scenes with up to 8 colors.
Compatibility: Amazon's Alexa and Google Home
Music: The lights will follow music collected by a phone microphone.

Knuckle: Swivel cast brass knuckle with thumb screw and 1/2" NPT threaded male hub on bottom.

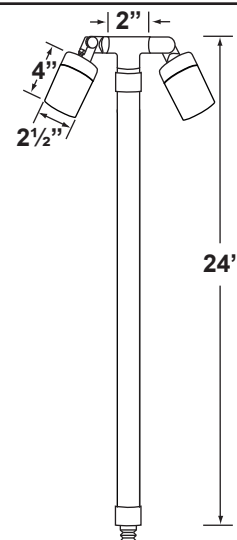

Gasket: Silicone double gasketed for water-tight sealing

Wiring: Fixture is prewired with a 10ft 18-2 SPT-2W direct burial cord. Wire connector sold separately.
Quick-locking connectors (**CX-LOC**) are available from Corona Lighting.

Mounting Spike: Standard injection molded 8 1/2" large spike with 1/2" NPT threaded female hub on bottom.

Electrical Notes: A remote 12V transformer is required. Options are available from Corona Lighting.
Voltage range for LED module is 2x10V-15V (2x10VA).
Proper grease/lubricant is suggested on threaded parts during installation process.

Warranty: Lifetime limited warranty on fixture housing. Ten (10) years warranty on LED module.



SMART ACCESSORIES

CX-BTE Bluetooth Range Extender
CX-BTG Wireless Bluetooth Mesh Gateway



JOB INFORMATION

TYPE: _____ DATE: _____

JOB NAME & ADDRESS: _____

PRODUCT #: _____

TOTAL QUANTITY: _____

LAMP TYPE & WATTAGE: _____

TRANSFORMER: _____

CONTRACTOR: _____

SPECIFIER: _____

ACCESSORIES SHEET


PRODUCT # : CL-744-T-BT-AB

•Path Lights

•Cast Brass

Mounting Pedestals

- CX-601-BK 1" PVC Mounting Pedestal, ½" NPT, **Black**
- CX-601-VG 1" PVC Mounting Pedestal, ½" NPT, **Verde Green**
- CX-603-BK 3" PVC Mounting Pedestal, ½" NPT Female Brass Hub on top, **Black**
- CX-603-VG 3" PVC Mounting Pedestal, ½" NPT Female Brass Hub on top, **Verde Green**



- CX-604-BK 1" PVC Adjustable Mounting Pedestal, ½" NPT, **Black**
- CX-621-BK 1" PVC Cap, ½" NPT, **Black**
- CX-621-VG 1" PVC Cap, ½" NPT, **Verde Green**
- CX-622-BK 2" PVC Cap, ½" NPT, **Black**
- CX-622-VG 2" PVC Cap, ½" NPT, **Verde Green**
- CX-624-BK 3" PVC Cap, ½" NPT Female Brass Hub, **Black**
- CX-624-VG 3" PVC Cap, ½" NPT Female Brass Hub, **Verde Green**

Ground Spikes

- CX-642-BK 8.5" ABS Spike, ½" NPT, **Black**
- CX-642-BZ 8.5" ABS Spike, ½" NPT, **Bronze**
- CX-643-BZ 8.5" ABS Spike, ½" NPT, **Bronze**





- CX-646-BK 8" ABS Spike, ½" NPT, **Black**
- CX-646-BR 8" ABS Spike, ½" NPT, **Natural Brass**
- CX-646-SS 8" ABS Spike, ½" NPT, **Stainless Steel**
- CX-647-BK 10.5" Heavy Duty ABS Spike, ½" NPT, **Black**

Mounting Canopies

- CX-705B-AB Brass Flat Canopy, ½" NPT, **Antique Bronze**
- CX-709B-AB Brass Raised Canopy, ½" NPT, **Antique Bronze**
- CX-718B-AB 5" Brass Canopy, 3-Hole ½" NPT, **Antique Bronze**

Reflectors (Free Pack-in)

- 15D 15° Reflector
- 60D 60° Reflector



ACCESSORIES SHEET

PRODUCT # : CL-744-T-BT-AB

•Path Lights

•Cast Brass

Mounting Risers

- CX-682B-AB 6" Brass Riser, ½ NPT Male/Female, **Antique Bronze**
- CX-683B-AB 12" Brass Riser, ½ NPT Male/Female, **Antique Bronze**
- CX-684B-AB 18" Brass Riser, ½ NPT Male/Female, **Antique Bronze**
- CX-685B-AB 24" Brass Riser, ½ NPT Male/Female, **Antique Bronze**



CX-682B-AB 6"



CX-683B-AB 12"




CX-684B-AB 18"



CX-685B-AB 24"

Cable Connectors

- CX-LOC Quick-Locking Wire Connector, 2 pack



CX-LOC

Stainless Steel Pool and Spa Rated Transformers

- T-LTF60 60W, 12V, Compact Mini Transformer
- T-LT75 75W, 12 and 15V, Single Circuit Transformer w/ Integrated Mechanical Timer.
- T-LT150 150W, 12-15V, Single Circuit Transformer.
- T-LT300 300W, 12-15V, Single Circuit Transformer.
- T-LT600 600W, 12-15V, Dual Circuit Transformer.
- T-LT900 900W, 12-22V, Triple Circuit Transformer.
- T-FIDT Field Installed Plug-in Digital Timer.
- T-FIT Field Installed Plug-in Mechanical Timer.
- T-TR-FIP Field Installed Plug-in Photocell



T-LT300

T-LT75



Dimmers

- CX-DIM-100 100W, Low Voltage Dimmer Switch. Use with T-LT Series Transformers, **Black**



CX-DIM-100