

SPECIFICATION SHEET

E-Mail: sales@coronalighting.com

PRODUCT # : CL-551B-BK

• Flood Lights

• Cast Brass

Fixture Specifications:

Housing: Corrosion resistant cast brass.

Finish: **BK- Black Brass**
Also available in **AB- Antique Bronze**.

Lens: Removable frosted lens (Clear lens Included)

Socket: Top grade fixed ceramic bi-pin socket, with lamp retention clip to securely hold lamp in place

Lamp: 12V T3 LED.
Available in 3W Bluetooth mesh smart RGB-WWW; 2W, 2.5W or without lamp.
See the Lamp Guide below for more information.

Wiring: Fixture is prewired with a 3-ft 18-2 SPT2-W direct burial cord. Wire connector sold separately.
Quick-locking connectors (**CX-LOC**) are available from Corona Lighting.


Gasket: Silicon gasket for water tight sealing

Knuckle: Adjustable cast brass knuckle with thumb screw and 1/2" NPT threaded male hub on bottom.

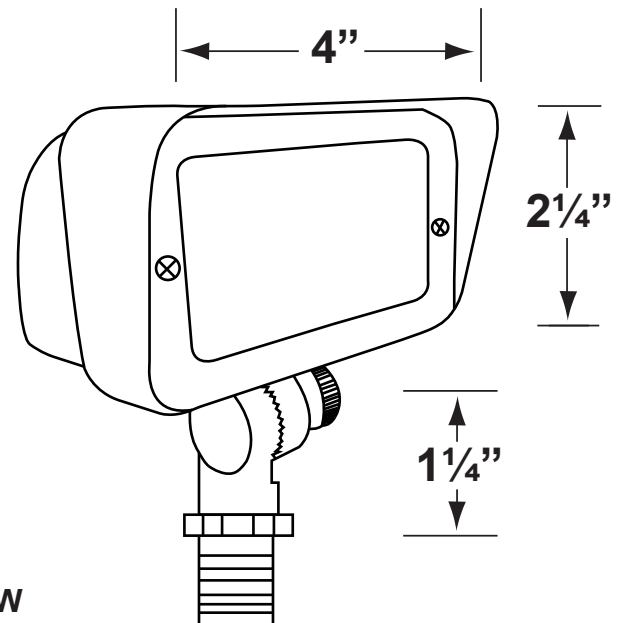
Mounting Spike: Standard injection molded spike with 1/2" NPT threaded female hub.

Electrical Notes: A remote 12V transformer is required. Options are available from Corona Lighting (see page 3).
Voltage range for BT lamps are 9-17V, LED are 8-21V.
Proper grease/lubricant is suggested on threaded parts during installation process.

Warranty: Ten (10) year warranty on fixture housing against manufacturer's defects.



2W, 2.5W & 3W



AVAILABLE LED LAMPS (Corona LED lamps have a five (5) year limited warranty against manufacturer's defects)

LAMP NUMBER	WATTS	BEAM		COLOR & TEMP.	RATED HOURS	HALOGEN EQUIVALENT
		SPREAD	LUMEN			
L-EDT3-3W-BT	0.5-3	360°	10-200	2200K-5700K	50,000	---
L-EDT3-2W	2	360°	200	2700K	25,000	20 Watt
L-EDT3-2.5W	2.5	180°	240	2700K	25,000	35 Watt
L-EDT3-2W-3K	2	360°	210	3000K	25,000	20 Watt
L-EDT3-2.5W-3K	2.5	180°	250	3000K	25,000	35 Watt
L-EDT3-AM*	2	360°	170	2000K	25,000	20 Watt

* AM- Amber color

For more additional Lamps, and accessories visit Coronalighting.com

JOB INFORMATION

TYPE: DATE:

JOB NAME & ADDRESS:

PRODUCT #:

TOTAL QUANTITY:

LAMP TYPE & WATTAGE:

TRANSFORMER:

CONTRACTOR:

SPECIFIER:

• When ordering LED lamp with a fixture your part number should follow the format below:

• CL - product # - lamp - wattage

CL - 551B-BK - L-EDT3 - 2.5W

Example: CL-551B-BK-L-EDT3-2.5W

• Corona Lighting reserves the right to make any change and/or improvement to the design and construction of this fixture without further notification.

ACCESSORIES SHEET


PRODUCT # : CL-551B-BK

• Flood Lights

• Cast Brass

Mounting Pedestals

CX-603-BK 3" PVC Mounting Pedestal, ½" NPT Female Brass Hub on top, **Black**



CX-603-BK

CX-621-BK 1" PVC Cap, ½" NPT, **Black**

CX-622-BK 2" PVC Cap, ½" NPT, **Black**

CX-624-BK 3" PVC Cap, ½" NPT Female Brass Hub, **Black**

Mounting Canopies

CX-705B-BK Brass Flat Canopy, ½" NPT, **Black Brass**

CX-709B-BK Brass Raised Canopy, ½" NPT, **Black Brass**

CX-718-BK 5" Aluminum Canopy, 3-Hole ½" NPT, **Black**

CX-719B-BK Brass Tree Mounting Bracket, ½" NPT, **Black Brass**

CX-721B-BK Brass Tree Mount Canopy with 15" Rubber Strap stretches to 22", **Black Brass**

CX-722B-BK Brass Tree Mount Canopy with 22" Rubber Strap stretches to 33", **Black Brass**

CX-723B-BK Brass Tree Mount Canopy with 31" Rubber Strap stretches to 45", **Black Brass**



CX-705B-BK



CX-718-BK



CX-719B-BK



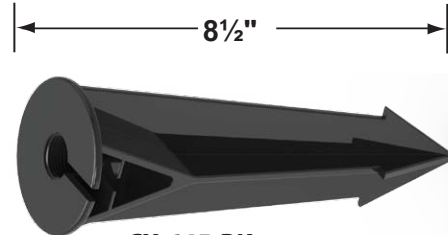
CX-722B-BK



CX-709B-BK

Ground Spike Supplied

CX-645-BK 8.5" ABS Spike, ½" NPT, **Black**



CX-645-BK

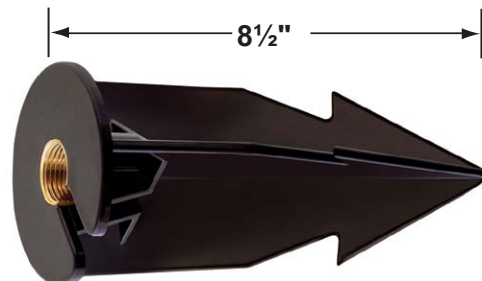
Optional Ground Spikes

CX-646-BR 8"h x ½"w Brass Spike, ½" NPT, **Natural Brass**

CX-650-BZ 8½"h x 3"w Slotted ABS Spike with Brass Threads, ½" NPT, **Bronze**



CX-646-BR



CX-650-BZ

Mounting Risers

CX-782B-BK 6" Brass Riser, ½" NPT Male/Female, **Black Black**

CX-783B-BK 12" Brass Riser, ½" NPT Male/Female, **Black Brass**

CX-784B-BK 18" Brass Riser, ½" NPT Male/Female, **Black Brass**

CX-785B-BK 24" Brass Riser, ½" NPT Male/Female, **Black Brass**



CX-782B-BK 6"



CX-783B-BK 12"



CX-784B-BK 18"



CX-785B-BK 24"

PRODUCT # : CL-551B-BK

• Flood Lights

• Cast Brass

Stainless Steel Pool and Spa Rated Transformers

T-LTF60	60W, 12V, Compact Mini Transformer
T-LT75	75W, 12 and 15V, Single Circuit Transformer w/ Integrated Mechanical Timer.
T-LT150	150W, 12-15V, Single Circuit Transformer.
T-LT300	300W, 12-15V, Single Circuit Transformer.
T-LT600	600W, 12-15V, Dual Circuit Transformer.
T-LT900	900W, 12-22V, Triple Circuit Transformer.
T-FIDT	Field Installed Plug-in Digital Timer.
T-FIT	Field Installed Plug-in Mechanical Timer.
T-TR-FIP	Field Installed Plug-in Photocell



T-FIDT



T-LT75



T-LT150



T-LT300



T-TR-FIP

Dimmer

CX-DIM-100	100W, Low Voltage Dimmer Switch. Use with T-LT Series Transformers, Black
------------	---



CX-DIM-100

Cable Connectors

CX-LOC	Quick-locking Cable Connectors, Tan (Installation Instructions)
--------	---

CX-LOC

