

SPECIFICATION SHEET

PRODUCT # : CL-647C-RC

•Area Lights

•Solid Copper

Fixture Specifications:

Housing: Corrosion resistant solid copper.

Stem: Solid copper pipe with ½" NPT on bottom.

Finish: **RC- Raw Copper.** Finish will gradually age. Also available in **AB, GM, and SI** finishes

Lens: Frosted polycarbonate, cover over lamp providing sprinkler water protection.

Socket: Top grade fixed ceramic bi-pin socket. Easy tool free lamp access.


Lamp: 12V T3 LED.
Available in 3W Bluetooth Mesh smart RGB-WW; 2W, 2.5W LED or without lamp.
See the Lamp Guide below for more information.

Wiring: Fixture is prewired with a 3-ft 18-2 SPT2-W direct burial cord. Wire connector sold separately. Quick-locking connectors are available from Corona Lighting (**CX-LOC**) find details on page 2.

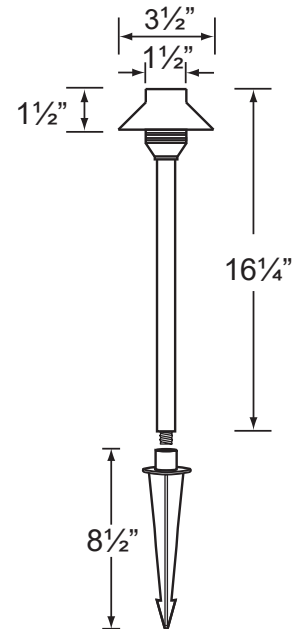
Mounting Spike: Standard injection molded spike with ½" NPT threaded female hub.

Electrical Notes: A remote 12V transformer is required. Options are available from Corona Lighting (see page 3). Voltage range for BT lamps are 9-17V, LED are 8-21V. Proper grease/lubricant is suggested on threaded parts during installation process.


Warranty: Limited lifetime warranty on fixture housing and stem against manufacturer's defects.



2W, 2.5W & 3W



AVAILABLE LED LAMPS (Corona LED lamps have a five (5) year limited warranty against manufacturer's defects)

LAMP NUMBER	WATTS	BEAM		COLOR & TEMP.	RATED HOURS	HALOGEN EQUIVALENT
		SPREAD	LUMEN			
L-EDT3-3W-BT 	0.5-3	360°	10-200	2200K-5700K	50,000	---
L-EDT3-2W	2	360°	200	2700K	25,000	20 Watt
L-EDT3-2.5W	2.5	180°	240	2700K	25,000	35 Watt
L-EDT3-2W-3K	2	360°	210	3000K	25,000	20 Watt
L-EDT3-2.5W-3K	2.5	180°	250	3000K	25,000	35 Watt
L-EDT3-AM*	2	360°	170	2000K	25,000	20 Watt

* AM- Amber color

For more additional Lamps, and accessories visit Coronalighting.com

JOB INFORMATION

TYPE: DATE:

JOB NAME & ADDRESS:

PRODUCT #:

TOTAL QUANTITY:

LAMP TYPE & WATTAGE:

TRANSFORMER:

CONTRACTOR:

SPECIFIER:

• When ordering a halogen or xenon lamp add lamp number to the product number. If you are ordering LED lamps you should follow the format below:

• **CL** - **product #** - **lamp** - **wattage**

Example: CL-647C-RC-L-EDT3-2W-3K

CL - 647C-RC - L-EDT3 - 2W-3K

• Corona Lighting reserves the right to make any change and/or improvement to the design and construction of this fixture without further notification.


PRODUCT # : CL-647C-RC

• Area Lights

• Solid Copper

Mounting Pedestals

- CX-601-BK 1" PVC Mounting Pedestal, 1/2" NPT, **Black**
CX-601-VG 1" PVC Mounting Pedestal, 1/2" NPT, **Verde Green**
CX-603-BK 3" PVC Mounting Pedestal, 1/2" NPT Female Brass Hub on top, **Black**
CX-603-VG 3" PVC Mounting Pedestal, 1/2" NPT Female Brass Hub on top, **Verde Green**



- CX-604-BK 1" PVC Adjustable Mounting Pedestal, 1/2" NPT, **Black**
CX-621-BK 1" PVC Cap, 1/2" NPT, **Black**
CX-621-VG 1" PVC Cap, 1/2" NPT, **Verde Green**
CX-622-BK 2" PVC Cap, 1/2" NPT, **Black**
CX-622-VG 2" PVC Cap, 1/2" NPT, **Verde Green**
CX-624-BK 3" PVC Cap, 1/2" NPT Female Brass Hub, **Black**
CX-624-VG 3" PVC Cap, 1/2" NPT Female Brass Hub, **Verde Green**


Mounting Canopies

- CX-705B-BR Brass Flat Canopy, 1/2" NPT, **Natural Brass**
CX-709B-BR Brass Raised Canopy, 1/2" NPT, **Natural Brass**



Ground Spikes


- CX-642-BK 8.5" ABS Spike, 1/2" NPT, **Black**
CX-642-BZ 8.5" ABS Spike, 1/2" NPT, **Bronze**
CX-643-BZ 8.5" ABS Spike, 1/2" NPT, **Bronze**



- CX-646-BK 8" ABS Spike, 1/2" NPT, **Black**
CX-646-BR 8" ABS Spike, 1/2" NPT, **Natural Brass**
CX-646-SS 8" ABS Spike, 1/2" NPT, **Stainless Steel**
CX-647-BK 10.5" Heavy Duty ABS Spike, 1/2" NPT, **Black**


Mounting Risers

- CX-682C-RC 6" Copper Riser, 1/2" NPT Male/Female, **Raw Copper**
CX-683C-RC 12" Copper Riser, 1/2" NPT Male/Female, **Raw Copper**
CX-684C-RC 18" Copper Riser, 1/2" NPT Male/Female, **Raw Copper**
CX-685C-RC 24" Copper Riser, 1/2" NPT Male/Female, **Raw Copper**



Cable Connectors

- CX-LOC Quick-locking Cable Connectors, **Tan**
([Installation Instructions](#))



PRODUCT # : CL-647C-RC

• Area Lights

• Solid Copper

Stainless Steel Pool and Spa Rated Transformers

T-LTF60	60W, 12V, Compact Mini Transformer
T-LT75	75W, 12 and 15V, Single Circuit Transformer w/ Integrated Mechanical Timer.
T-LT150	150W, 12-15V, Single Circuit Transformer.
T-LT300	300W, 12-15V, Single Circuit Transformer.
T-LT600	600W, 12-15V, Dual Circuit Transformer.
T-LT900	900W, 12-22V, Triple Circuit Transformer.
T-FIDT	Field Installed Plug-in Digital Timer.
T-FIT	Field Installed Plug-in Mechanical Timer.
T-TR-FIP	Field Installed Plug-in Photocell



T-LT75



T-LT150



T-FIDT



T-LT300



T-TR-FIP

Dimmers

CX-DIM-100	100W, Low Voltage Dimmer Switch. Use with T-LT Series Transformers, Black
------------	---



CX-DIM-100