

SPECIFICATION SHEET

PRODUCT # : CL-647B-BK

• Area Lights

• Cast Brass

Fixture Specifications:

Housing: Corrosion Resistant Cast Brass.

Finish: **BK- Black Brass**
Also available in **AB- Antique Bronze**,
GM- Gun Metal, and **SI- Silver Plated**

Lens: Frosted polycarbonate, cover over lamp providing
sprinkler water protection

Socket: Top grade fixed ceramic bi-pin socket, with lamp
retention clip to securely hold lamp in place

Lamp: 12V, T3 LED
Available in LED (2W & 2.5W) or without lamp.
See Lamp guide below for more information.

Wiring: Fixture is prewired with a 3-ft 18-2 SPT2-W direct
burial cord. Wire connector sold separately.
Silicone filled direct burial wire nut (**CX-854**) and
quick-locking connectors (**CX-LOC**) are available from
Corona Lighting.

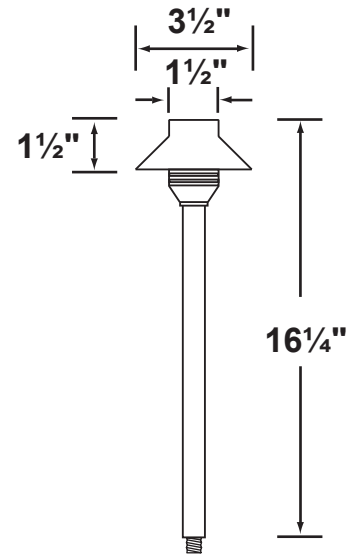
Gasket: Silicone double gasket for water tight sealing.

Knuckle: Adjustable cast brass knuckle with thumb screw and
1/2" NPT threaded male hub on bottom.

Mounting Spike: Standard injection molded spike with 1/2" NPT
threaded female hub.

Electrical Notes: A remote 12V transformer is required. Options are
available from Corona Lighting.
Voltage range for LED lamps are 8V-21V.
Proper grease/lubricant is suggested on
threaded parts during installation process.

Warranty: Ten (10) year warranty on fixture housing against
manufacturer's defects.



AVAILABLE LED LAMPS (Corona LED lamps have a five (5) year limited warranty against manufacturer's defects)

LAMP NUMBER	WATTS	BEAM		COLOR & TEMP.	RATED HOURS	HALOGEN EQUIVALENT
		SPREAD	LUMEN			
L-EDT3-2W	2	360°	200	2700K	25,000	20 Watt
L-EDT3-2.5W	2.5	180°	240	2700K	25,000	35 Watt
L-EDT3-2W-3K	2	360°	210	3000K	25,000	20 Watt
L-EDT3-2.5W-3K	2.5	180°	250	3000K	25,000	35 Watt
L-EDT3-AM*	2	360°	170	2000K	25,000	20 Watt

* AM- Amber color

For more additional Lamps, and accessories visit Coronalighting.com

JOB INFORMATION

TYPE: DATE:

JOB NAME & ADDRESS:

PRODUCT #:

TOTAL QUANTITY:

LAMP TYPE & WATTAGE:

TRANSFORMER:

CONTRACTOR:

SPECIFIER:

• When ordering LED lamp with a fixture your part number should follow the format below:

• **CL** - **product #** - **lamp** - **wattage**

CL - 647B-BK - L-EDT3 - 2W-3K

Example: CL-647B-BK-L-EDT3-2W-3K

• Corona Lighting reserves the right to make any change and/or improvement to the design and construction of this fixture without further notification.

ACCESSORIES SHEET


PRODUCT # : CL-647B-BK

• Area Lights

• Cast Brass


Mounting Pedestals

CX-603-BK 3" PVC Mounting Pedestal, ½" NPT Female Brass Hub on top, **Black**



Ground Spikes

CX-644-BK 8½" x ½" Slotted Plastic Spike, **Black** (Included with fixture)



Mounting Canopies

CX-701-BK Aluminum Mini 3 Hole Round Canopy, ½ NPT, **Black**

CX-702-BK Aluminum Rectangular Canopy, ½ NPT, **Black**

CX-709-BK Aluminum Raised Canopy, ½" NPT, **Black**

CX-718-BK 5" Aluminum Canopy, 3-Hole ½" NPT, **Black**

CX-721B-BK Brass Tree mount Canopy with 15" Rubber Strap stretches to 22", **Brass Black**

CX-722B-BK Aluminum Tree mount Canopy with 22" Rubber Strap stretches to 33", **Brass Black**


CX-723B-BK Aluminum Tree mount Canopy with 31" Rubber Strap stretches to 45", **Brass Black**



Cable Connectors

CX-854 Direct Burial Silicone Filled Wire Nut, **Tan**

CX-LOC Quick-locking gel filled wire connector Two / Pack, **Tan**



Dimmers

CX-DIM-100 100W, Low Voltage Dimmer Switch. Use with T-LT Series Transformers, **Black**

CX-DIM-100




PRODUCT # : CL-647B-BK

• Area Lights

• Cast Brass

Stainless Steel Pool and Spa Rated Transformers

T-LTF60	60W, 12V, Compact Mini Transformer
T-LT75	75W, 12 and 15V, Single Circuit Transformer w/ Integrated Mechanical Timer.
T-LT150	150W, 12-15V, Single Circuit Transformer.
T-LT300	300W, 12-15V, Single Circuit Transformer.
T-LT600	600W, 12-15V, Dual Circuit Transformer.
T-LT900	900W, 12-22V, Triple Circuit Transformer.
T-FIDT	Field Installed Plug-in Digital Timer.
T-FIT	Field Installed Plug-in Mechanical Timer.
T-TR-FIP	Field Installed Plug-in Photocell



T-LT75




T-LT150



T-FIDT



T-LT300



T-TR-FIP