

SPECIFICATION SHEET

PRODUCT # : CL-645B-GM

•Area Lights

•Cast Brass

Fixture Specifications:

Housing: Brass shades, adjustable in height for light control.

Stem: Solid brass pipe with ½" NPT on bottom.

Finish: **GM- Gun Metal.** Natural toning process.
GM finish will vary due to artistic process.
Also available in **AB- Antique Bronze**

Lens: Clear glass, cover over lamp providing sprinkler water protection. Frosted lens (**CX-308-FR**) available.

Socket: S.C. Bayonet socket, easy tool free lamp access.

Lamp: 12V S.C Bayonet LED.
Available in 3W Bluetooth Mesh RGB-WW;
2W, 2.5W LED or without lamp.
See the Lamp Guide below for more information.

Gasket: Silicone "O" ring gasket seals lens to socket housing for water tight sealing.

Wiring: Fixture is prewired with a 3-ft 18-2 direct burial cord. Wire connector sold separately. Quick-locking connectors are available from Corona Lighting (**CX-LOC**) find details on page 2.

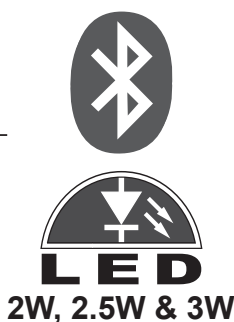
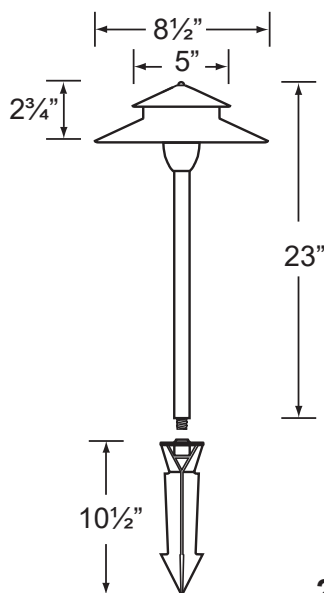
Mounting Spike: Standard injection molded spike with ½" NPT

Electrical Notes: A remote 12V transformer is required. See page 3 for available options
Voltage range for BT lamps are 9-17V, LED are 8-21V. Proper grease/lubricant is suggested on threaded parts during installation process.

Warranty: Limited lifetime warranty on fixture housing and stem against manufacturer's defects.



CL-645B-GM
18" Standard
Stem shown



CL-645B-GM-12
12" Stem shown

Stem Options



CL-645B-GM-24
24" Stem shown

AVAILABLE LED LAMPS (Corona LED lamps have a five (5) year limited warranty against manufacturer's defects)

LAMP NUMBER	WATTS	BEAM		COLOR & TEMP.	RATED HOURS	HALOGEN EQUIVALENT
		SPREAD	LUMEN			
L-EDBA-3W-BT	0.5-3	360°	10-200	2200K - 5700K	50,000	---
L-EDBA-2W	2	360°	200	2700K	25,000	20 Watt
L-EDBA-2.5W	2.5	180°	240	2700K	25,000	35 Watt
L-EDBA-2W-3K	2	360°	210	3000K	25,000	20 Watt
L-EDBA-2.5W-3K	2.5	180°	250	3000K	25,000	35 Watt
L-EDBA-AM*	2	360°	170	2000K	25,000	20 Watt

* AM- Amber color
For more additional Lamps, and accessories visit Coronalighting.com

JOB INFORMATION

TYPE: DATE:

JOB NAME & ADDRESS:

PRODUCT #:

TOTAL QUANTITY:

LAMP TYPE & WATTAGE:

TRANSFORMER:

CONTRACTOR:

SPECIFIER:

• When ordering a halogen or xenon lamp add lamp number to the product number. If you are ordering LED lamps you should follow the format below:

• **CL** - **product #** - **Length** - **lamp** - **wattage**

CL - **645B-GM** - **24** - **L-EDBA** - **2W-3K**

Example: CL-645B-GM-24-L-EDBA-2W-3K

• Corona Lighting reserves the right to make any change and/or improvement to the design and construction of this fixture without further notification.


PRODUCT # : CL-645B-GM

• Area Lights

• Cast Brass

Mounting Pedestals

- CX-601-BK 1" PVC Mounting Pedestal, ½" NPT, **Black**
- CX-601-VG 1" PVC Mounting Pedestal, ½" NPT, **Verde Green**
- CX-603-BK 3" PVC Mounting Pedestal, ½" NPT Female Brass Hub on top, **Black**
- CX-603-VG 3" PVC Mounting Pedestal, ½" NPT Female Brass Hub on top, **Verde Green**



- CX-604-BK 1" PVC Adjustable Mounting Pedestal, ½" NPT, **Black**
- CX-621-BK 1" PVC Cap, ½" NPT, **Black**
- CX-621-VG 1" PVC Cap, ½" NPT, **Verde Green**
- CX-622-BK 2" PVC Cap, ½" NPT, **Black**
- CX-622-VG 2" PVC Cap, ½" NPT, **Verde Green**
- CX-624-BK 3" PVC Cap, ½" NPT Female Brass Hub, **Black**
- CX-624-VG 3" PVC Cap, ½" NPT Female Brass Hub, **Verde Green**


Mounting Canopies

- CX-705B-GM Brass Flat Canopy, ½" NPT, **Gun Metal**
- CX-709B-GM Brass Raised Canopy, ½" NPT, **Gun Metal**
- CX-718B-GM 5" Brass Canopy, 3-Hole ½" NPT, **Gun Metal**



Ground Spikes

- CX-642-BK 8.5" ABS Spike, ½" NPT, **Black**
- CX-642-BZ 8.5" ABS Spike, ½" NPT, **Bronze**
- CX-643-BZ 8.5" ABS Spike, ½" NPT, **Bronze**



- CX-646-BK 8" ABS Spike, ½" NPT, **Black**
- CX-646-BR 8" ABS Spike, ½" NPT, **Natural Brass**
- CX-646-SS 8" ABS Spike, ½" NPT, **Stainless Steel**
- CX-647-BK 10.5" Heavy Duty ABS Spike, ½" NPT, **Black**


Mounting Risers

- CX-682B-GM 6" Brass Riser, ½" NPT Male/Female, **Gun Metal**
- CX-683B-GM 12" Brass Riser, ½" NPT Male/Female, **Gun Metal**
- CX-684B-GM 18" Brass Riser, ½" NPT Male/Female, **Gun Metal**
- CX-685B-GM 24" Brass Riser, ½" NPT Male/Female, **Gun Metal**



Cable Connectors

- CX-LOC Quick-locking Cable Connectors, **Tan**
([Installation Instructions](#))



ARCHITECTURAL GRADE SERIES

ACCESSORIES SHEET

PRODUCT # : CL-645B-GM

• Area Lights

• Cast Brass

Stainless Steel Pool and Spa Rated Transformers

T-LTF60	60W, 12V, Compact Mini Transformer
T-LT75	75W, 12 and 15V, Single Circuit Transformer w/ Integrated Mechanical Timer.
T-LT150	150W, 12-15V, Single Circuit Transformer.
T-LT300	300W, 12-15V, Single Circuit Transformer.
T-LT600	600W, 12-15V, Dual Circuit Transformer.
T-LT900	900W, 12-22V, Triple Circuit Transformer.
T-FIDT	Field Installed Plug-in Digital Timer.
T-FIT	Field Installed Plug-in Mechanical Timer.
T-TR-FIP	Field Installed Plug-in Photocell



T-LT75



T-LT150



T-FIDT



T-LT300



T-TR-FIP

Dimmers

CX-DIM-100	100W, Low Voltage Dimmer Switch. Use with T-LT Series Transformers, Black
------------	---



CX-DIM-100