

SPECIFICATION SHEET

PRODUCT # : CL-639

•Area Lights

• Aluminum

Fixture Specifications:

Housing: Aluminum

Stem: 18" Aluminum pipe with 1/2" NPT on bottom. 12" stem is also available.

Finish: Polyester UV powder coated, available in **BK-Black** and **BZ- Bronze**

Lens: Clear tempered glass, cover over lamp providing sprinkler water protection.

Socket: Top grade fixed ceramic bi-pin socket. Easy tool free lamp access.

Lamp: 12V T3 LED.
Available in 3W Bluetooth Mesh smart RGB-WW; 2W, 2.5W LED or without lamp.
See the Lamp Guide below for more information.

Wiring: Fixture is prewired with a 3ft 18-2 direct burial cord. Wire connector sold separately. Quick-locking connectors are available from Corona Lighting (**CX-LOC**) find details on page 3.


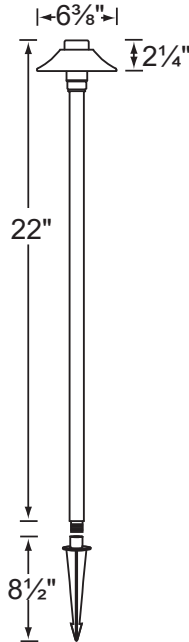
Mounting Spike: Standard injection molded spike with 1/2" NPT threaded female hub.

Electrical Notes: A remote 12V transformer is required. See page 3 for available options
Voltage range for BT lamps are 9-17V, LED are 8-21V. Proper grease/lubricant is suggested on threaded parts during installation process.

Warranty: **Five (5) year** warranty on fixture housing and stem against manufacturer's defects.



CL-639-BZ
18" Standard
Stem Shown



CL-639-BK-12
12" Stem
(Optional) Shown

AVAILABLE LED LAMPS (Corona LED lamps have a five (5) year limited warranty against manufacturer's defects)

JOB INFORMATION

LAMP NUMBER	WATTS	BEAM		COLOR & TEMP.	RATED HOURS	HALOGEN EQUIVALENT
		SPREAD	LUMEN			
L-EDT3-3W-BT	0.5-3	360°	10-200	2200K-5700K	50,000	---
L-EDT3-2W	2	360°	200	2700K	25,000	20 Watt
L-EDT3-2.5W	2.5	180°	240	2700K	25,000	35 Watt
L-EDT3-2W-3K	2	360°	210	3000K	25,000	20 Watt
L-EDT3-2.5W-3K	2.5	180°	250	3000K	25,000	35 Watt
L-EDT3-AM*	2	360°	170	2000K	25,000	20 Watt

TYPE: _____ DATE: _____

JOB NAME & ADDRESS: _____

PRODUCT #: _____

TOTAL QUANTITY: _____

LAMP TYPE & WATTAGE: _____

TRANSFORMER: _____

CONTRACTOR: _____

SPECIFIER: _____

* AM- Amber color
For more additional Lamps, and accessories visit Coronalighting.com

• When ordering a halogen or xenon lamp add lamp number to the end of the product number. If you are ordering LED lamps you should follow the format below:

• CL - **product #** - **color** - **lamp** - **wattage**
CL - 639 - BZ - L-EDT3 - 2W-3K

Example: CL-639-BZ-L-EDT3-2W-3K

• Corona Lighting reserves the right to make any change and/or improvement to the design and construction of this fixture without further notification.


PRODUCT # : CL-639

• Area Lights

• Aluminum

Mounting Pedestals

- CX-601-BK 1" PVC Mounting Pedestal, 1/2" NPT, **Black**
- CX-601-VG 1" PVC Mounting Pedestal, 1/2" NPT, **Verde Green**
- CX-603-BK 3" PVC Mounting Pedestal, 1/2" NPT Female Brass Hub on top, **Black**
- CX-603-VG 3" PVC Mounting Pedestal, 1/2" NPT Female Brass Hub on top, **Verde Green**

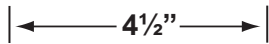


CX-603-BK

- CX-604-BK 1" PVC Adjustable Mounting Pedestal, 1/2" NPT, **Black**
- CX-621-BK 1" PVC Cap, 1/2" NPT, **Black**
- CX-621-VG 1" PVC Cap, 1/2" NPT, **Verde Green**
- CX-622-BK 2" PVC Cap, 1/2" NPT, **Black**
- CX-622-VG 2" PVC Cap, 1/2" NPT, **Verde Green**
- CX-624-BK 3" PVC Cap, 1/2" NPT Female Brass Hub, **Black**
- CX-624-VG 3" PVC Cap, 1/2" NPT Female Brass Hub, **Verde Green**

Mounting Canopies


- CX-703 Aluminum Tree Mount Canopy 1/2" NPT
Finishes: **BK-** Black, **BZ-** Bronze, **GR-** Green,
GT- Granite, **RT-** Rust, **VG-** Verde Green,
WH- White



CX-703-BK

Ground Spikes

- CX-642-BK 8.5" ABS Spike, 1/2" NPT, **Black**
- CX-642-BZ 8.5" ABS Spike, 1/2" NPT, **Bronze**
- CX-643-BZ 8.5" ABS Spike, 1/2" NPT, **Bronze**



CX-647-BK

- CX-646-BK 8" ABS Spike, 1/2" NPT, **Black**
- CX-646-BR 8" ABS Spike, 1/2" NPT, **Natural Brass**
- CX-646-SS 8" ABS Spike, 1/2" NPT, **Stainless Steel**
- CX-647-BK 10.5" Heavy Duty ABS Spike, 1/2" NPT, **Black**

Mounting Risers

- CX-671 6" Aluminum Riser, 1/2" NPT Male/Female
Finishes: **BK-** Black, **BZ-** Bronze, **GR-** Green,
GT- Granite, **RT-** Rust, **VG-** Verde Green,
WH- White
- CX-672 12" Aluminum Riser, 1/2" NPT Male/Female
Finishes: **BK-** Black, **BZ-** Bronze, **GR-** Green,
GT- Granite, **RT-** Rust, **VG-** Verde Green,
WH- White
- CX-673 18" Aluminum Riser, 1/2" NPT Male/Female
Finishes: **BK-** Black, **BZ-** Bronze, **GR-** Green,
GT- Granite, **RT-** Rust, **VG-** Verde Green,
WH- White



CX-671-BK 6"



CX-672-BK 12"



CX-673-BK 18"

PRODUCT # : CL-639

• Area Lights

• Aluminum

Mounting Brackets

CX-700 Aluminum Bracket, 1/2" NPT
Finishes: **BK**- Black, **BZ**- Bronze, **GR**- Green,
GT- Granite, **RT**- Rust, **VG**- Verde Green,
WH- White

CX-704 Aluminum Bracket, 1/2" NPT
Finishes: **BK**- Black, **BZ**- Bronze, **GR**- Green,
GT- Granite, **RT**- Rust, **VG**- Verde Green,
WH- White

CX-704-BK



3 1/2"

CX-700-BK



3 3/4"

Cable Connectors

CX-LOC Quick-locking Cable Connectors, Tan
[\(Installation Instructions\)](#)



5/8"

1 1/2"

Stainless Steel Pool and Spa Rated Transformers

- T-LTF60 60W, 12V, Compact Mini Transformer
- T-LT75 75W, 12 and 15V, Single Circuit Transformer w/ Integrated Mechanical Timer.
- T-LT150 150W, 12-15V, Single Circuit Transformer.
- T-LT300 300W, 12-15V, Single Circuit Transformer.
- T-LT600 600W, 12-15V, Dual Circuit Transformer.
- T-LT900 900W, 12-22V, Triple Circuit Transformer.
- T-FIDT Field Installed Plug-in Digital Timer.
- T-FIT Field Installed Plug-in Mechanical Timer.
- T-TR-FIP Field Installed Plug-in Photocell



T-LT75



T-FIDT



T-LT300