

SPECIFICATION SHEET

PRODUCT # : CL-644

•Area Lights

•Aluminum

Fixture Specifications:

Housing: Interlocking die-cast aluminum sections, assembled with (3) three stainless steel screws.

Stem: Die-cast aluminum stem, with 1/2 NPT hub on bottom.

Finish: Polyester UV powder coated, available in **BK- Black** and **GR- Green**. *VG color is discontinued.*

Lens: Frosted tempered glass.

Gasket: Silicone "O" ring gasket, to seal the fixture and provide weather-tight protection.

Socket: Top grade fixed ceramic bi-pin socket. Easy tool free lamp access.

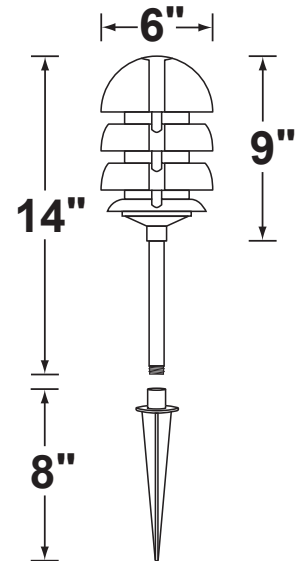
Lamp: 12V, T3, 50W max.
Available in LED (2W & 2.5W) or without lamp.
See Lamp guide below for more information.

Wiring: Fixture is prewired with a 3ft 18-2 direct burial cord. Wire connector sold separately. Universal connector (**CX-839**), & silicone filled wire nut (**CX-854**) are available from Corona Lighting.

Mounting Spike: 8" black ABS spike with 1/2" NPT male hub on top

Electrical Notes: A remote 12V transformer is required. Options are available from Corona Lighting. Voltage range for LED lamps are 8V-21V. Proper grease/lubricant is suggested on threaded parts during installation process.

Warranty: Limited one (1) year warranty on fixture housing and stem against manufacturer's defects.



AVAILABLE LED LAMPS (Corona LED lamps have a five (5) year limited warranty against manufacturer's defects)

LAMP NUMBER	WATTS	BEAM		COLOR & TEMP.	RATED HOURS	HALOGEN EQUIVALENT
		SPREAD	LUMEN			
L-EDT3-2W	2	360°	200	2700K	25,000	20 Watt
L-EDT3-2.5W	2.5	180°	240	2700K	25,000	35 Watt
L-EDT3-2W-3K	2	360°	210	3000K	25,000	20 Watt
L-EDT3-2.5W-3K	2.5	180°	250	3000K	25,000	35 Watt
L-EDT3-AM*	2	360°	170	2000K	25,000	20 Watt

*AM- Amber color
For more additional Lamps, and accessories visit Coronalighting.com

JOB INFORMATION

TYPE: _____ DATE: _____

JOB NAME & ADDRESS: _____

PRODUCT #: _____

TOTAL QUANTITY: _____

LAMP TYPE & WATTAGE: _____

TRANSFORMER: _____

CONTRACTOR: _____

SPECIFIER: _____

• When ordering a halogen or xenon lamp add lamp number to the end of the product number. If you are ordering LED lamps you should follow the format below:

• CL - **product #** - **color** - **lamp** - **wattage**
CL - 644 - GR - L-EDT3 - 2W-3K

Example: CL-644-GR-L-EDT3-2W-3K

• Corona Lighting reserves the right to make any change and/or improvement to the design and construction of this fixture without further notification.

ACCESSORIES SHEET


PRODUCT # : CL-644

• Area Lights

• Aluminum

Mounting Pedestals

- CX-601-BK 1" PVC Mounting Pedestal, 1/2" NPT, **Black**
- CX-601-VG 1" PVC Mounting Pedestal, 1/2" NPT, **Verde Green**
- CX-603-BK 3" PVC Mounting Pedestal, 1/2" NPT Female Brass Hub on top, **Black**
- CX-603-VG 3" PVC Mounting Pedestal, 1/2" NPT Female Brass Hub on top, **Verde Green**



CX-603-BK

- CX-604-BK 1" PVC Adjustable Mounting Pedestal, 1/2" NPT, **Black**
- CX-621-BK 1" PVC Cap, 1/2" NPT, **Black**
- CX-621-VG 1" PVC Cap, 1/2" NPT, **Verde Green**
- CX-622-BK 2" PVC Cap, 1/2" NPT, **Black**
- CX-622-VG 2" PVC Cap, 1/2" NPT, **Verde Green**
- CX-624-BK 3" PVC Cap, 1/2" NPT Female Brass Hub, **Black**
- CX-624-VG 3" PVC Cap, 1/2" NPT Female Brass Hub, **Verde Green**

Mounting Canopies

- CX-703 Aluminum tree mount canopy 1/2" NPT
Finishes: **BK-** Black, **BZ-** Bronze, **GR-** Green,
GT- Granite, **RT-** Rust, **VG-** Verde Green,
WH- White



CX-703-BK

Ground Spikes

- CX-642-BK 8.5" ABS Spike, 1/2" NPT, **Black**
- CX-642-BZ 8.5" ABS Spike, 1/2" NPT, **Bronze**
- CX-643-BZ 8.5" ABS Spike, 1/2" NPT, **Bronze**



CX-647-BK

- CX-646-BK 8" ABS Spike, 1/2" NPT, **Black**
- CX-646-BR 8" ABS Spike, 1/2" NPT, **Natural Brass**
- CX-646-SS 8" ABS Spike, 1/2" NPT, **Stainless Steel**
- CX-647-BK 10.5" Heavy Duty ABS Spike, 1/2" NPT, **Black**

Mounting Risers

- CX-671 6" Aluminum Riser, 1/2" NPT Male/Female
Finishes: **BK-** Black, **BZ-** Bronze, **GR-** Green,
GT- Granite, **RT-** Rust, **VG-** Verde Green,
WH- White
- CX-672 12" Aluminum Riser, 1/2" NPT Male/Female
Finishes: **BK-** Black, **BZ-** Bronze, **GR-** Green,
GT- Granite, **RT-** Rust, **VG-** Verde Green,
WH- White
- CX-673 18" Aluminum Riser, 1/2" NPT Male/Female
Finishes: **BK-** Black, **BZ-** Bronze, **GR-** Green,
GT- Granite, **RT-** Rust, **VG-** Verde Green,
WH- White



CX-671-BK 6"



CX-672-BK 12"



CX-673-BK 18"

ACCESSORIES SHEET

PRODUCT # : CL-644

• Area Lights

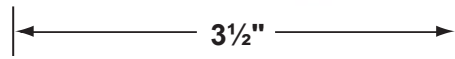
• Aluminum

Mounting Brackets

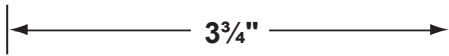
CX-700 Aluminum Bracket, 1/2" NPT
Finishes: **BK**- Black, **BZ**- Bronze, **GR**- Green,
GT- Granite, **RT**- Rust, **VG**- Verde Green,
WH- White

CX-704 Aluminum Bracket, 1/2" NPT
Finishes: **BK**- Black, **BZ**- Bronze, **GR**- Green,
GT- Granite, **RT**- Rust, **VG**- Verde Green,
WH- White

CX-704-BK



CX-700-BK

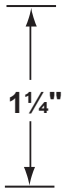


Cable Connectors


CX-854 Direct Burial Silicone Filled Wire Nut, **Tan**

CX-858 Speedy Cable Connector, Supply Cable up to 10-2, **Black**

CX-839 Universal cable connector, Supply cable up to 8-2,
one/Pack **Black**



CX-839



CX-854

